

6.003 (Fall 2009)

Quiz #1

October 7, 2009

Name:

Kerberos Username:

Please circle your section number:

<i>Section</i>	<i>Instructor</i>	<i>Time</i>
1	Marc Baldo	10 am
2	Marc Baldo	11 am
3	Elfar Adalsteinsson	1 pm
4	Elfar Adalsteinsson	2 pm

Partial credit will be given for answers that demonstrate some but not all of the important conceptual issues.

Explanations are not required and will not affect your grade.

You have **two hours**.

Please put your initials on all subsequent sheets.

Enter your answers in the boxes.

This quiz is closed book, but you may use one 8.5×11 sheet of paper (two sides).

No calculators, computers, cell phones, music players, or other aids.

1	/20
2	/20
3	/20
4	/20
5	/20
Total	/100

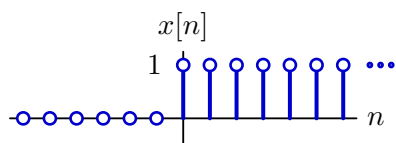
1. Difference equation [20 points]

Consider the system described by the following difference equation:

$$y[n] = \alpha x[n] + \beta x[n-1] - y[n-2].$$

a. Assume that the system starts at rest and that the input $x[n]$ is the **unit-step** signal $u[n]$.

$$x[n] = u[n] \equiv \begin{cases} 1 & n \geq 0 \\ 0 & \text{otherwise} \end{cases}$$



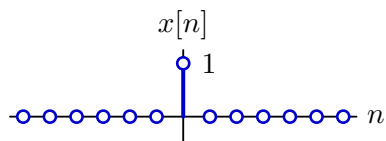
Find $y[119]$ and enter its value in the box below.

$y[119] =$

Consider the same system again.

$$y[n] = \alpha x[n] + \beta x[n - 1] - y[n - 2]$$

b. Let $\alpha = 3$ and $\beta = 4$. Assume that the system starts at rest and that the input $x[n]$ is the **unit-sample** signal.



Determine coefficients A and B so that the response is

$$Aj^n + B(-j)^n ; \quad \text{for } n \geq 0.$$

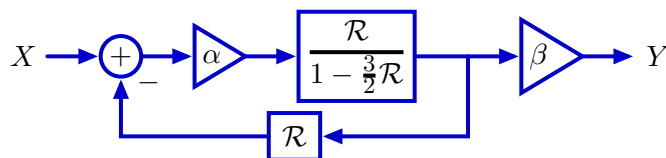
Enter the coefficients in the boxes below, or enter **none** if no such coefficients can be found.

$A =$

$B =$

2. Feedback [20 points]

Consider the following system.



Assume that X is the unit-sample signal, $x[n] = \delta[n]$. Determine the values of α and β for which $y[n]$ is the following sequence (i.e., $y[0], y[1], y[2], \dots$):

$$0, 1, \frac{3}{2}, \frac{7}{4}, \frac{15}{8}, \frac{31}{16}, \dots$$

Enter the values of α and β in the boxes below. Enter **none** if the value cannot be determined from the information provided.

$\alpha =$

$\beta =$

3. Scaling time [20 points]

A system containing only adders, gains, and delays was designed with system functional

$$H = \frac{Y}{X}$$

which is a ratio of two polynomials in \mathcal{R} . When this system was constructed, users were dissatisfied with its responses. Engineers then designed three new systems, each based on a different idea for how to modify H to improve the responses.

System H_1 : every delay element in H is replaced by a cascade of two delay elements.

System H_2 : every delay element in H is replaced by a gain of $\frac{1}{2}$ followed by a delay.

System H_3 : every delay element in H is replaced by a cascade of three delay elements.

For each of the following parts, evaluate the truth of the associated statement and enter **yes** if the statement is always true or **no** otherwise.

a. If H has a pole at $z = j = \sqrt{-1}$, then H_1 has a pole at $z = e^{j5\pi/4}$.

Statement is always true (**yes** or **no**):

b. If H has a pole at $z = p$ then H_2 has a pole at $z = 2p$.

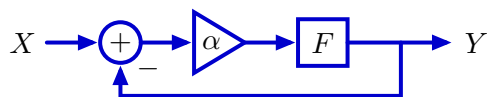
Statement is always true (**yes** or **no**):

c. If H is stable then H_3 is also stable (where a system is said to be stable if all of its poles are inside the unit circle).

Statement is always true (**yes** or **no**):

4. Mystery Feedback [20 points]

Consider the following feedback system where F is the system functional for a system composed of just adders, gains, and delay elements.



If $\alpha = 10$ then the closed-loop system functional is known to be

$$\left. \frac{Y}{X} \right|_{\alpha=10} = \frac{1 + \mathcal{R}}{2 + \mathcal{R}}$$

Determine the closed-loop system functional when $\alpha = 20$.

$$\left. \frac{Y}{X} \right|_{\alpha=20} = \boxed{\phantom{\frac{1 + \mathcal{R}}{2 + \mathcal{R}}}}$$

5. Ups and Downs [20 points]

Use a small number of delays, gains, and 2-input adders (and no other types of elements) to implement a system whose unit-sample response ($h[0]$, $h[1]$, $h[2]$, ...) (starting at rest) is

1,2,3,1,2,3,1,2,3,...

Draw a block diagram of your system below.

